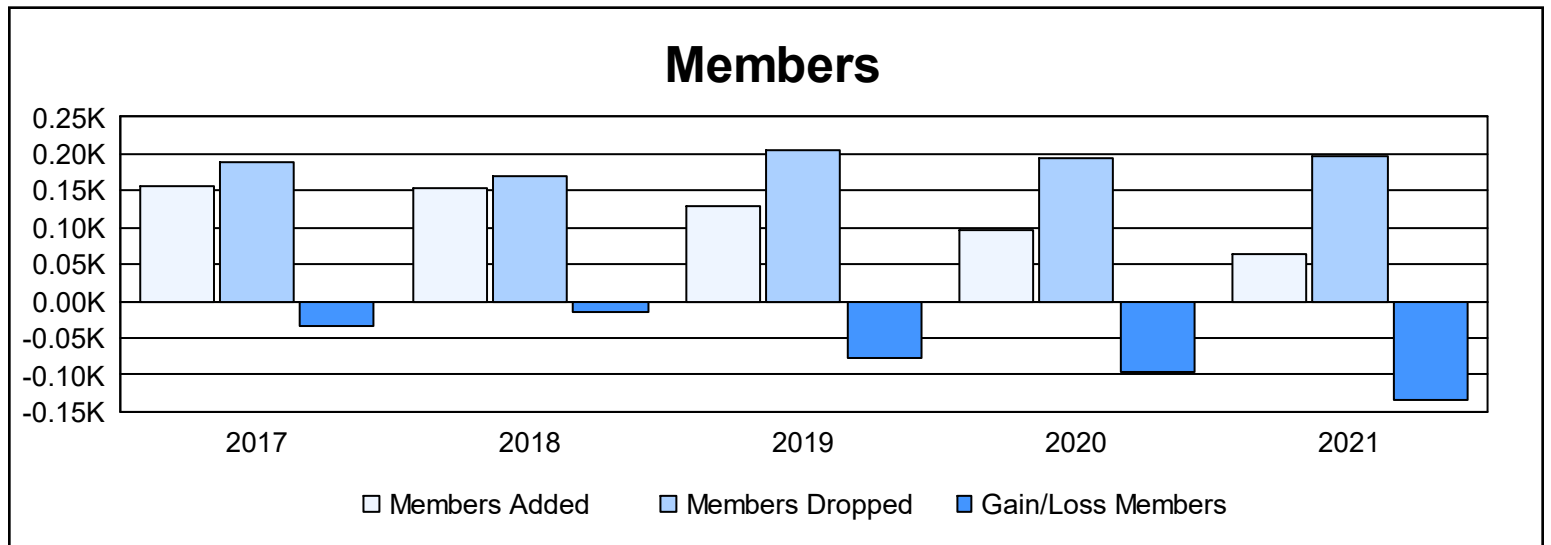
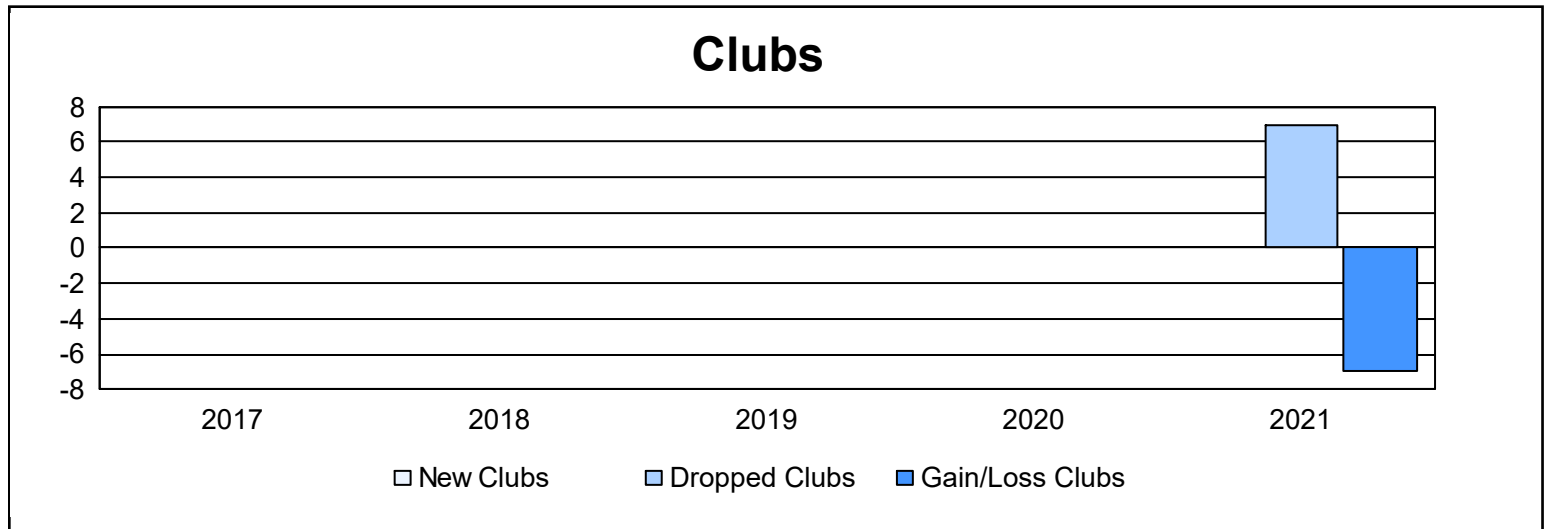
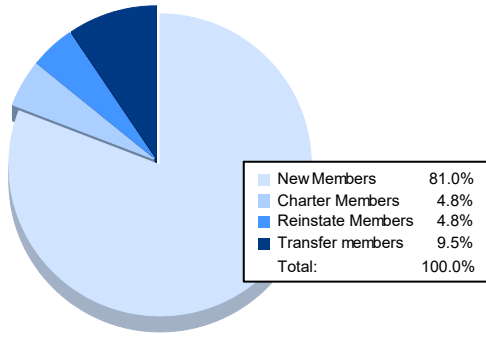


| Year | New Clubs | Dropped Clubs | Gain/ Loss Clubs | New Members | Charter Members | Reinstate Members | Transfer Members | Total Member Added | Total Members Dropped | Gain/ Loss Members |
|----------------|-----------|---------------|------------------|-------------|-----------------|-------------------|------------------|--------------------|-----------------------|--------------------|
| 2016-2017 | 0 | 0 | 0 | 134 | 2 | 5 | 15 | 156 | 189 | -33 |
| 2017-2018 | 0 | 0 | 0 | 144 | 3 | 2 | 5 | 154 | 169 | -15 |
| 2018-2019 | 0 | 0 | 0 | 112 | 2 | 7 | 7 | 128 | 205 | -77 |
| 2019-2020 | 0 | 0 | 0 | 59 | 4 | 7 | 26 | 96 | 193 | -97 |
| 2020-2021 | 0 | 7 | -7 | 51 | 3 | 3 | 6 | 63 | 196 | -133 |
| Average | 0 | 1 | -1 | 100 | 3 | 5 | 12 | 119 | 190 | -71 |



Membership Composition June 2021 Cumulative



Gender Composition June 2021 Cumulative

